

POWDERCOAT COLOUR SELECTION

CONTEMPORARY ALUMINIUM WINDOWS & DOORS



POWDERCOAT COLOUR SELECTIONS BY **DAWS**

Standard Colours.

Pearl White
Gloss 1004



APO Grey
Satin 1001



Anotec Natural
Pearl
Matt 1009



Dune®
COLOURBOND®
Matt 1010



Custom Black
Matt 1002



Monument®
COLOURBOND®
Matt 1011



Woodland Grey®
COLOURBOND®
Matt 1008



Stone Beige
Matt 1006



Paperbark®
COLOURBOND®
Matt 1012



Primrose
Gloss 1005



Selected Pearls.



Citi®
Pearl Matt 3002



Ultra Silver
Pearl Gloss 3006



Precious Silver Pearl
Kinetic
Pearl Satin 3007



Silver Medallist
Pearl Satin 3005




Stormfront
Pearl Matt 3004



Charcoal Metallic
Gloss 3001



Popular Colours.



Rivergum Beige
Gloss 2018



Magnolia
Gloss 2012



Berry Grey
Satin 2001





















Ironstone®
COLOURBOND®
Matt 2010



Headland®
COLOURBOND®
Matt 2009



Manor Red®
COLOURBOND®
Matt 2013

	Classic Cream™ COLOURBOND® Matt 2004		Dark Grey Matt 2005		Hammersley Brown Satin 2008
	White Birch Gloss 2026		Blue Ridge® Matt 2028		Jasper® COLOURBOND® Matt 2011
	Doeskin Satin 2006		Wilderness® COLOURBOND® Matt 2030		Wallaby Matt 2028
	Sandbank® COLOURBOND® Matt 2019		Pale Eucalypt® COLOURBOND® Matt 2015		Basalt Matt 2027
	Pottery Satin 2017		Windspray® COLOURBOND® Matt 2024		Charcoal Satin 2003
	Surfmist® COLOURBOND® Matt 2022		Silver Grey Matt 2021		Notre Dame Gloss 2014

KEY ○ ThermalHEART® Single Finish/External Colour ● ThermalHEART® Internal Colour 🛠 Colour Matched Hardware Available

ThermalHEART® Dual Finish Technology

In order to achieve excellent thermal performance, ThermalHEART® systems incorporate an innovative polyamide insulator strip which separates the internal and external elements of the extrusion and drastically improves insulation against radiant heat and cold transfer between the internal and external environments.

The innovative thermal insulator joining method allows a different choice of finish to complement both internal and external finish palettes resulting in one finish on the outside and another on the inside.

The delivery time and cost of the finishes available in this finish card will vary depending on your choice. Please obtain a comprehensive quote from your Vantage or Elevate fabricator prior to placing your order. Finishes displayed on this finish card are a guide only and have been matched as close as possible to production standards under daylight conditions. Over time performance may vary between COLORBOND® steel and powder coated Vantage or Elevate joinery due to the different paint technologies used.



Single Finish.

Where you desire the same finish for your joinery inside and out, select from any of the finishes with the ○ symbol.



Dual Finish

If you would like to utilise different finishes on the inside and outside of your joinery, select an external colour, denoted with ○, and then a corresponding internal colour as marked with a ●.

Choosing a colour for your window and door systems requires careful thought. All Vantage, Elevate™ and ThermalHEART® windows and doors are made to order so you have complete freedom to choose the perfect colour and finish for your project.

Warranties.

The finish on Vantage and Elevate™ Joinery is supplied by market leaders Dulux Powder Coatings. AWS offers comprehensive warranties on the finish of your Vantage and Elevate™ joinery for your peace of mind. Depending on your colour choice, you will benefit from warranty cover ranging from a minimum of 7 years film integrity and 7 years colour integrity for residential applications, and up to 15 years film integrity and 15 years colour integrity for high-end residential and commercial applications. Please consult your AWS fabricator to obtain details of the warranty terms and conditions or to view a sample warranty.

Care & Maintenance.

Like any other painted surface, powder coated aluminium performs at its best when it is properly cared for. Keeping the surface free from pollutants and environmental contaminants will give you the maximum benefit and long-lasting performance from your powder coated surface.

Recommended Cleaning.

A gentle clean with a soft brush and mild detergent, followed by a fresh water rinse, will maintain the long-term performance of your powder coated products. In rural or normal urban environments, cleaning should occur every 12 months. In areas of high pollution, such as industrial areas or coastal environments, cleaning should occur every three months.

In particularly hazardous locations such as beachfronts, severe marine environments or areas of high industrial pollution, cleaning should occur monthly. Do not use strong solvents, abrasive cleaning products or any product recommended for thinning paints. If you need to remove splashed paint, sealants or mastics from your powder coated products use white spirits. Carry out cleaning in shade and during cooler temperatures using a soft cloth and gentle wiping only.

We recommend that prior to using any cleaning agent on your windows or doors, you test a small non-visible area of your powder coated product to ensure that no visual colour change or damage will occur. Ask your fabricator for the care and maintenance information specific to your product choice.



ABN 48 067 950 903

vantagealuminium.com.au
specifyaws.com.au

FOR TECHNICAL SUPPORT & FABRICATOR LOCATIONS CALL 1300 026 189
or email marketing@awsaustralia.com.au

Head Office: 76-78 Jemma Road, Prestons NSW 2170
PO BOX 311 Liverpool NSW 1871, Australia